

HANDMADE IN SAN FRANCISCO



COUP STUDIO

BIOMORPHIC SECTIONAL — 4 PIECE

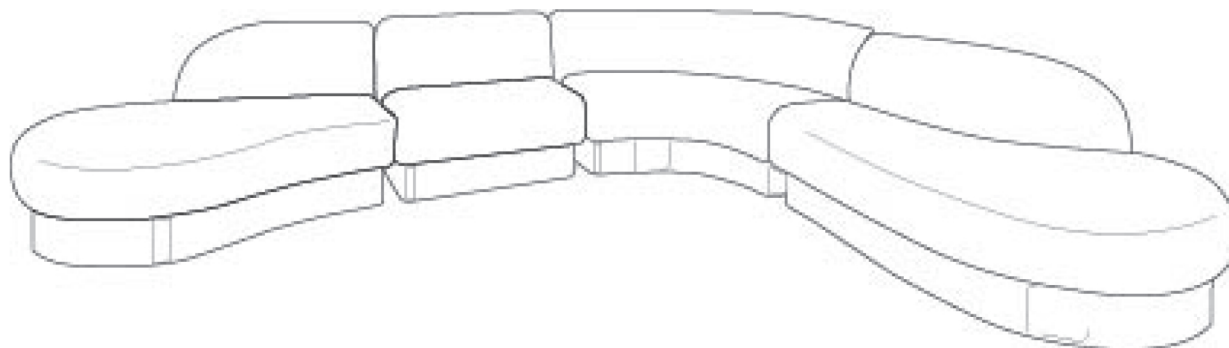
HANDMADE IN SAN FRANCISCO



COUP STUDIO

BIOMORPHIC SECTIONAL — 3 PIECE

BIOMORPHIC SECTIONAL - 4 PIECE



ITEM NO.	DIMENSIONS	SEAT	WEIGHT
UP-CS-47	176-3/4" W x 124-1/2" D x 33" H	16" H (to crown) x 24" D	350 lbs
	COM : 25 YARDS (plain 54" wide)	COL : 478 SQ. FEET (15% upcharge)	

WOOD FINISH OPTIONS

WALNUT
OILED WALNUT
SADDLE
NATURAL OAK
MIDNIGHT
MIDNIGHT GLOSS

METAL FINISH OPTIONS

SATIN BRASS
ANTIQUE BRASS
AGED PEWTER
OIL-RUBBED BRONZE
GUNSMOKE

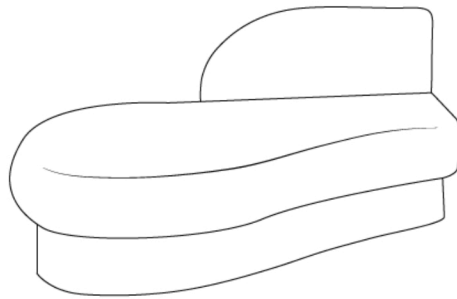
LEAD TIME

12 - 14 WEEKS

ADDITIONAL INFO

Custom sizes & finishes available
Railroaded fabric is recommended to eliminate seams
Leveling feet

BIOMORPHIC COMPONENT: 61" CHAISE



ITEM NO.	DIMENSIONS	SEAT	WEIGHT
UP-CS-47-LHF-CHAISE 61"	61" W x 34" D (at straight side) / 46" D (at bumper) x 33" H	16" H (to crown) x 24" D	95 lbs
	COM : 7 YARDS (plain 54" wide)	COL : 130 SQ. FEET (15% upcharge)	

ITEM NO.	DIMENSIONS	SEAT	WEIGHT
UP-CS-47-RHF-CHAISE 61"	61" W x 34" D (at straight side) / 46" D (at bumper) x 33" H	16" H (to crown) x 24" D	95 lbs
	COM : 7 YARDS (plain 54" wide)	COL : 130 SQ. FEET (15% upcharge)	

WOOD FINISH OPTIONS

WALNUT
 OILED WALNUT
 SADDLE
 NATURAL OAK
 MIDNIGHT
 MIDNIGHT GLOSS

METAL FINISH OPTIONS

SATIN BRASS
 ANTIQUE BRASS
 AGED PEWTER
 OIL-RUBBED BRONZE
 GUNSMOKE


LEAD TIME

12 - 14 WEEKS

ADDITIONAL INFO

Custom sizes & finishes available
 Railroaded fabric is recommended to eliminate seams
 Leveling feet

BIOMORPHIC COMPONENT: STRAIGHT



ITEM NO.	DIMENSIONS	SEAT	WEIGHT
UP-CS-47-43"	43" W x 34" D x 33" H	16" H (to crown) x 24" D	75 lbs
	COM : 3 YARDS (plain 54" wide)	COL : 55 SQ. FEET (15% upcharge)	

ITEM NO.	DIMENSIONS	SEAT	WEIGHT
UP-CS-47-48"	48" W x 34" D x 33" H	16" H (to crown) x 24" D	80 lbs
	COM : 4 YARDS (plain 54" wide)	COL : 80 SQ. FEET (15% upcharge)	

ITEM NO.	DIMENSIONS	SEAT	WEIGHT
UP-CS-47-53"	53" W x 34" D x 33" H	16" H (to crown) x 24" D	85 lbs
	COM : 4 YARDS (plain 54" wide)	COL : 80 SQ. FEET (15% upcharge)	

WOOD FINISH OPTIONS

WALNUT
 OILED WALNUT
 SADDLE
 NATURAL OAK
 MIDNIGHT
 MIDNIGHT GLOSS

METAL FINISH OPTIONS

SATIN BRASS
 ANTIQUE BRASS
 AGED PEWTER
 OIL-RUBBED BRONZE
 GUNSMOKE

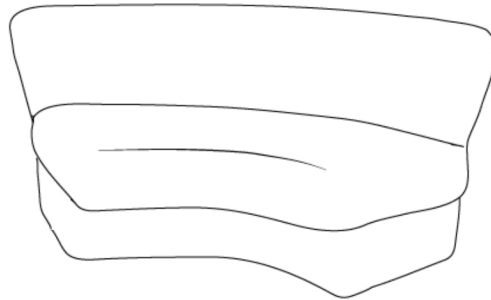
LEAD TIME

12 - 14 WEEKS

ADDITIONAL INFO

Custom sizes & finishes available
 Railroaded fabric is recommended to eliminate seams
 Leveling feet

BIOMORPHIC COMPONENT: CURVE



ITEM NO.	DIMENSIONS	SEAT	WEIGHT
UP-CS-47-CURVE 64"	64" W x 34" D x 33" H	16" H (to crown) x 24" D	95 lbs
	COM : 5 YARDS (plain 54" wide)	COL : 100 SQ. FEET (15% upcharge)	

ITEM NO.	DIMENSIONS	SEAT	WEIGHT
UP-CS-47-CURVE 77"	77" W x 34" D x 33" H	16" H (to crown) x 24" D	125 lbs
	COM : 6 YARDS (plain 54" wide)	COL : 118 SQ. FEET (15% upcharge)	

WOOD FINISH OPTIONS

WALNUT
 OILED WALNUT
 SADDLE
 NATURAL OAK
 MIDNIGHT
 MIDNIGHT GLOSS

METAL FINISH OPTIONS

SATIN BRASS
 ANTIQUE BRASS
 AGED PEWTER
 OIL-RUBBED BRONZE
 GUNSMOKE

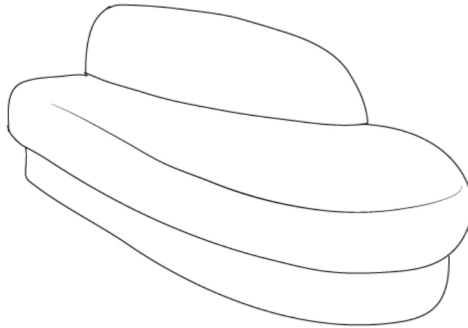
LEAD TIME

12 - 14 WEEKS

ADDITIONAL INFO

Custom sizes & finishes available
 Railroaded fabric is recommended to eliminate seams
 Leveling feet

BIOMORPHIC COMPONENT: 73" CHAISE



ITEM NO.	DIMENSIONS	SEAT	WEIGHT
UP-CS-47-LHF-CHAISE 73"	73" W x 34" D (at straight side) / 45-1/2" D (at bumper) x 33" H	16" H (to crown) x 24" D	100 lbs
	COM : 9 YARDS (plain 54" wide) COL : 175 SQ. FEET (15% upcharge)		

ITEM NO.	DIMENSIONS	SEAT	WEIGHT
UP-CS-47-RHF-CHAISE 73"	73" W x 34" D (at straight side) / 45-1/2" D (at bumper) x 33" H	16" H (to crown) x 24" D	100 lbs
	COM : 9 YARDS (plain 54" wide) COL : 175 SQ. FEET (15% upcharge)		

WOOD FINISH OPTIONS

WALNUT
 OILED WALNUT
 SADDLE
 NATURAL OAK
 MIDNIGHT
 MIDNIGHT GLOSS

METAL FINISH OPTIONS

SATIN BRASS
 ANTIQUE BRASS
 AGED PEWTER
 OIL-RUBBED BRONZE
 GUNSMOKE

LEAD TIME

12 - 14 WEEKS

ADDITIONAL INFO

Custom sizes & finishes available
 Railroaded fabric is recommended to eliminate seams
 Leveling feet