


A P P A R A T U S



AGED BRASS / TAUPE LEATHER

CYLINDER : READING SCONCE


REFERENCE

PROPORTION AND UTILITY
WALTER DE MARIA

COMPOSITION


FUNCTIONAL, DIRECTIONAL LIGHTING
MECHANICAL JOINT
PRIMARY OR SECONDARY LIGHT SOURCE

A P P A R A T U S



TARNISHED SILVER / TAUPE LEATHER

A P P A R A T U S

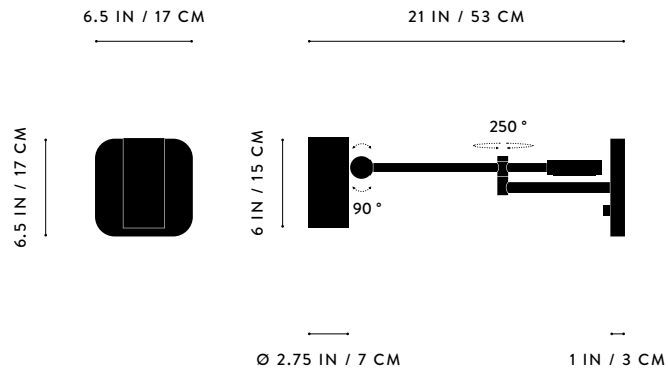


AGED BRASS / TAUPE LEATHER



AGED BRASS

A P P A R A T U S



CYLINDER : READING SCONCE

DIMENSIONS

6.5 W, 21 D IN

17 W, 53 D CM

WEIGHT

APPROX. 8 LBS / 4 KG

PRICE

FROM \$2600

VOLTAGE

120-240

UL / CE

CONTROL

INTEGRATED DIMMER

INTEGRATED ON / OFF

NO INTEGRATED CONTROL

LAMPING

120V : MAX 9W

240V : MAX 7W

BULB INCLUDED

7W DIMMABLE LED BULB

2000-3000K WARM DIM

120V : GU10

580 LUMENS

240V : GU10

600 LUMENS

30,000 HOURS

BULB LIFE

DEPOSIT

50% UPON ORDER

BALANCE

DUE PRIOR TO SHIPPING

LEAD TIME


PLEASE REFER TO WEBSITE

FINISHED AND ASSEMBLED BY HAND IN NY
DOMESTIC AND IMPORTED COMPONENTS

A P P A R A T U S




AGED BRASS




OIL-RUBBED BRONZE




BLACKENED BRASS




TARNISHED SILVER



LEATHER - CANE



LEATHER - SADDLE




LEATHER - TAUPE



LEATHER - BLACK



SUEDE - ICE




SUEDE - PEWTER



SUEDE - BRONZE



SUEDE - SEPIA



SUEDE - JUNIPER



SUEDE - PLUM



SUEDE - BLACK

METAL

LEATHER

SUEDE

CYLINDER

AGED BRASS [WAXED]
OIL-RUBBED BRONZE [WAXED]
BLACKENED BRASS [WAXED]
TARNISHED SILVER [LACQUERED] ADD 35%

CANE
SADDLE
TAUPE
BLACK

ICE
PEWTER
BRONZE
SEPIA
JUNIPER
PLUM
BLACK

LEATHER AND SUEDE AVAILABLE FOR
PENDANTS AND READING SCONCES ONLY