

A P P A R A T U S



AGED BRASS

CYLINDER : DOWNLIGHT

REFERENCE

PROPORTION AND UTILITY
WALTER DE MARIA

COMPOSITION

FUNCTIONAL, DIRECTIONAL LIGHTING
MECHANICAL JOINT
PRIMARY OR SECONDARY LIGHT SOURCE

A P P A R A T U S



AGED BRASS



TARNISHED SILVER

A P P A R A T U S

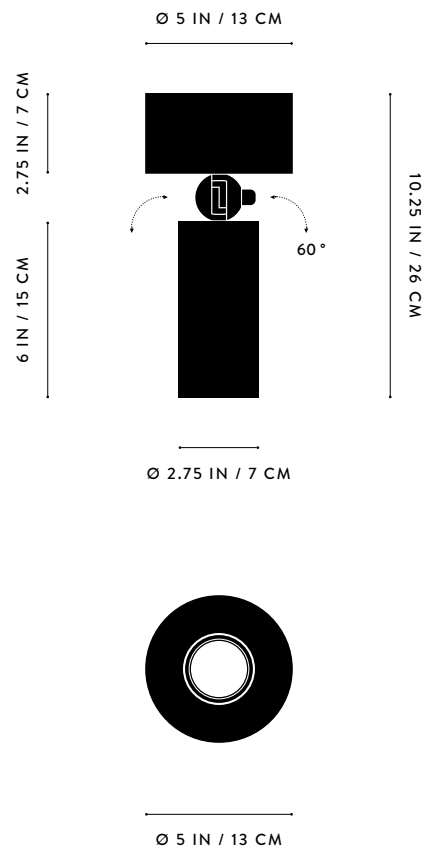


AGED BRASS



AGED BRASS

A P P A R A T U S



DIMENSIONS

WEIGHT

PRICE

VOLTAGE

LAMPING

BULB INCLUDED

BULB LIFE

DEPOSIT

BALANCE

LEAD TIME

CYLINDER : 1 DOWNLIGHT (ROUND)

10.25 H, Ø 5 IN

26 H, Ø 13 CM

APPROX. 4 LBS / 2 KG

FROM \$1950

120-240

UL / CE

120V : MAX 9W

240V : MAX 7W

7W DIMMABLE LED BULB

2000-3000K WARM DIM

120V : GU10

580 LUMENS

240V : GU10

600 LUMENS

30,000 HOURS

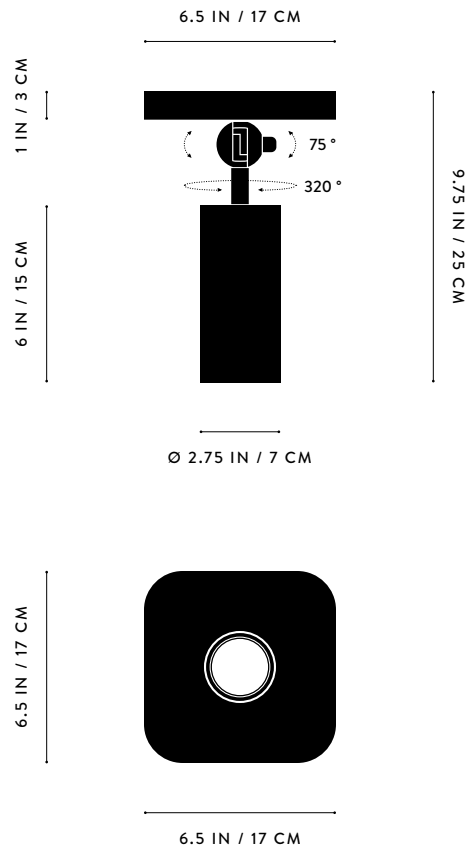
50% UPON ORDER

DUE PRIOR TO SHIPPING

PLEASE REFER TO WEBSITE

FINISHED AND ASSEMBLED BY HAND IN NY
DOMESTIC AND IMPORTED COMPONENTS

A P P A R A T U S



DIMENSIONS

WEIGHT

PRICE

VOLTAGE

LAMPING

BULB INCLUDED

BULB LIFE

DEPOSIT

BALANCE

LEAD TIME

CYLINDER : 1 DOWNLIGHT (SQUARE)

9.75 H, 6.5 W, 6.5 D IN

25 H, 17 W, 17 D CM

APPROX. 6 LBS / 3 KG

FROM \$1950

120-240

UL / CE

120V : MAX 9W

240V : MAX 7W

7W DIMMABLE LED BULB

2000-3000K WARM DIM

120V : GU10

580 LUMENS

240V : GU10

600 LUMENS

30,000 HOURS

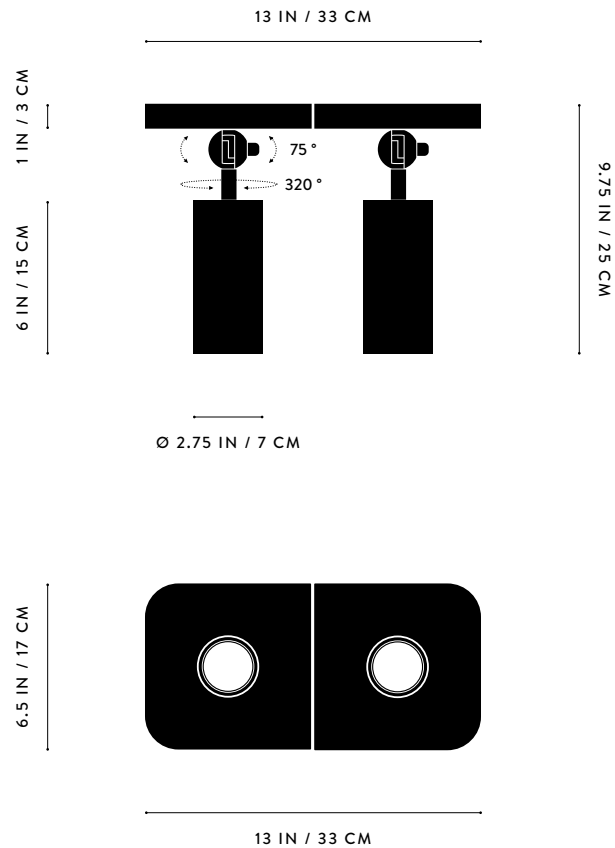
50% UPON ORDER

DUE PRIOR TO SHIPPING

PLEASE REFER TO WEBSITE

FINISHED AND ASSEMBLED BY HAND IN NY
DOMESTIC AND IMPORTED COMPONENTS

A P P A R A T U S



DIMENSIONS

WEIGHT

PRICE

VOLTAGE

LAMPING

BULB INCLUDED

BULB LIFE

DEPOSIT

BALANCE

LEAD TIME

CYLINDER : 2 DOWNLIGHT

9.75 H, 13 W, 6.5 D IN

25 H, 33 W, 17 D CM

APPROX. 12 LBS / 5 KG

FROM \$3900

120-240

UL / CE

120V : MAX 9W

240V : MAX 7W

2 X 7W DIMMABLE LED BULB

2000-3000K WARM DIM

120V : GU10

580 LUMENS

240V : GU10

600 LUMENS

30,000 HOURS

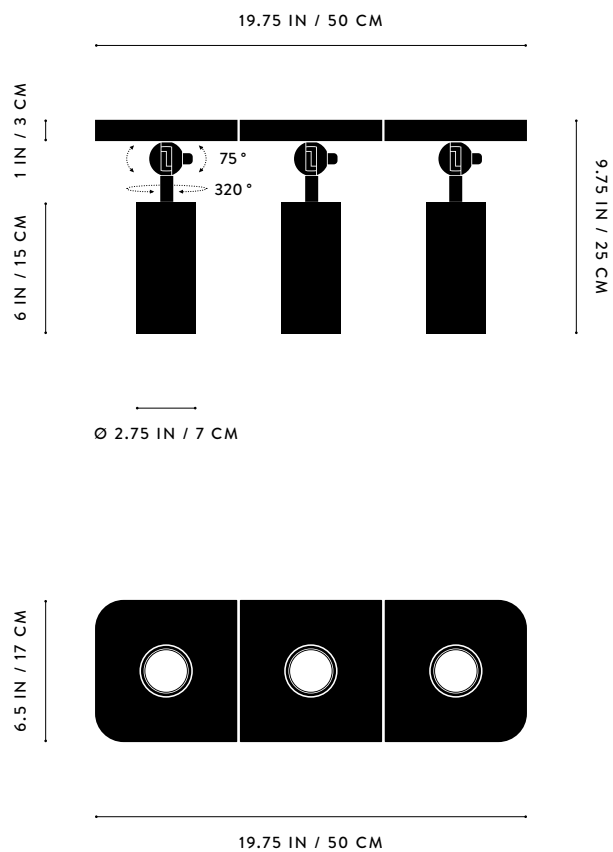
50% UPON ORDER

DUE PRIOR TO SHIPPING

PLEASE REFER TO WEBSITE

FINISHED AND ASSEMBLED BY HAND IN NY
DOMESTIC AND IMPORTED COMPONENTS

A P P A R A T U S



DIMENSIONS

WEIGHT

PRICE

VOLTAGE

LAMPING

BULB INCLUDED

BULB LIFE

DEPOSIT

BALANCE

LEAD TIME

CYLINDER : 3 DOWNLIGHT

9.75 H, 19.75 W, 6.5 D IN

25 H, 50 W, 17 D CM

APPROX. 18 LBS / 8 KG

FROM \$5850

120-240

UL / CE

120V : MAX 9W

240V : MAX 7W

3 X 7W DIMMABLE LED BULB

2000-3000K WARM DIM

120V : GU10

580 LUMENS

240V : GU10

600 LUMENS

30,000 HOURS

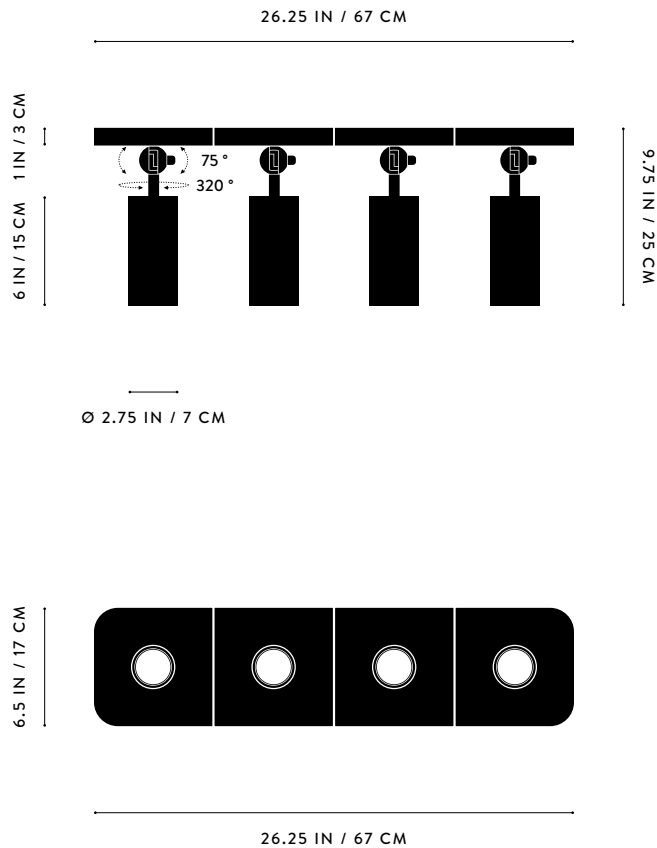
50% UPON ORDER

DUE PRIOR TO SHIPPING

PLEASE REFER TO WEBSITE

FINISHED AND ASSEMBLED BY HAND IN NY
DOMESTIC AND IMPORTED COMPONENTS

A P P A R A T U S



DIMENSIONS

WEIGHT

PRICE

VOLTAGE

LAMPING

BULB INCLUDED

BULB LIFE

DEPOSIT

BALANCE

LEAD TIME

CYLINDER : 4 DOWNLIGHT

9.75 H, 26.25 W, 6.5 D IN

25 H, 67 W, 17 D CM

APPROX. 24 LBS / 11 KG

FROM \$7800

120-240

UL / CE

120V : MAX 9W

240V : MAX 7W

4 X 7W DIMMABLE LED BULB

2000-3000K WARM DIM

120V : GU10

580 LUMENS

240V : GU10

600 LUMENS

30,000 HOURS

50% UPON ORDER

DUE PRIOR TO SHIPPING


PLEASE REFER TO WEBSITE

FINISHED AND ASSEMBLED BY HAND IN NY
DOMESTIC AND IMPORTED COMPONENTS

A P P A R A T U S




AGED BRASS




OIL-RUBBED BRONZE




BLACKENED BRASS




TARNISHED SILVER



LEATHER - CANE



LEATHER - SADDLE




LEATHER - TAUPE



LEATHER - BLACK




SUEDE - ICE




SUEDE - PEWTER



SUEDE - BRONZE



SUEDE - SEPIA



SUEDE - JUNIPER



SUEDE - PLUM



SUEDE - BLACK

METAL

LEATHER

SUEDE

CYLINDER

AGED BRASS [WAXED]
OIL-RUBBED BRONZE [WAXED]
BLACKENED BRASS [WAXED]
TARNISHED SILVER [LACQUERED] ADD 35%

CANE
SADDLE
TAUPE
BLACK

ICE
PEWTER
BRONZE
SEPIA
JUNIPER
PLUM
BLACK

LEATHER AND SUEDE AVAILABLE FOR
PENDANTS AND READING SCONCES ONLY