

# A P P A R A T U S



AGED BRASS

## CYLINDER : DOWNLIGHT EXTENDED

### REFERENCE

PROPORTION AND UTILITY  
WALTER DE MARIA

### COMPOSITION

FUNCTIONAL, DIRECTIONAL LIGHTING  
MECHANICAL JOINT  
PRIMARY OR SECONDARY LIGHT SOURCE

A P P A R A T U S



TARNISHED SILVER



AGED BRASS

A P P A R A T U S

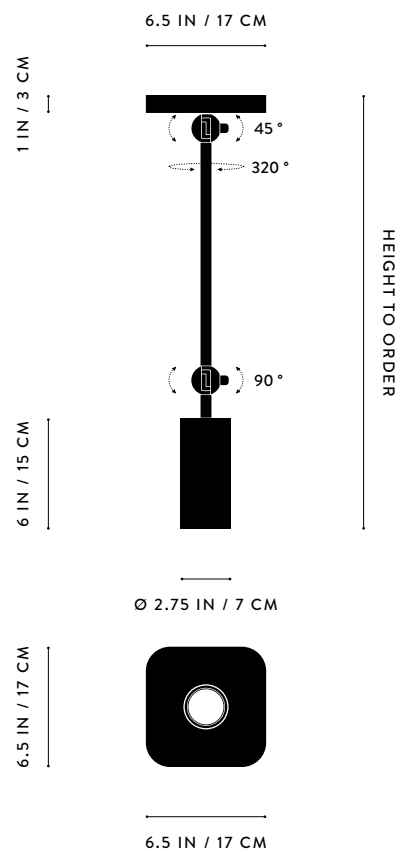


AGED BRASS



AGED BRASS

A P P A R A T U S



DOWNLIGHT EXTENDED LAMPS 49 IN AND ABOVE  
WILL NOT ANGLE FROM THE CANOPY

DIMENSIONS

WEIGHT

PRICE

MINIMUM HEIGHT  
INCLUDES

VOLTAGE

LAMPING

BULB INCLUDED

BULB LIFE

DEPOSIT  
BALANCE  
LEAD TIME

CYLINDER : DOWNLIGHT EXTENDED

6.5 W, 6.5 D IN  
17 W, 17 D CM  
HEIGHT TO ORDER  
APPROX. 10 LBS / 5 KG

FROM \$2300

18 IN  
72 IN

120-240  
UL / CE  
120V : MAX 9W  
240V : MAX 7W  
7W DIMMABLE LED BULB  
2000-3000K WARM DIM  
120V : GU10  
580 LUMENS  
240V : GU10  
600 LUMENS  
30,000 HOURS


50% UPON ORDER  
DUE PRIOR TO SHIPPING  
PLEASE REFER TO WEBSITE

FINISHED AND ASSEMBLED BY HAND IN NY  
DOMESTIC AND IMPORTED COMPONENTS

# A P P A R A T U S




AGED BRASS




OIL-RUBBED BRONZE




BLACKENED BRASS




TARNISHED SILVER



LEATHER - CANE



LEATHER - SADDLE




LEATHER - TAUPE



LEATHER - BLACK




SUEDE - ICE




SUEDE - PEWTER



SUEDE - BRONZE



SUEDE - SEPIA



SUEDE - JUNIPER



SUEDE - PLUM



SUEDE - BLACK

METAL

LEATHER

SUEDE

CYLINDER

AGED BRASS [WAXED]  
OIL-RUBBED BRONZE [WAXED]  
BLACKENED BRASS [WAXED]  
TARNISHED SILVER [LACQUERED] ADD 35%

CANE  
SADDLE  
TAUPE  
BLACK

ICE  
PEWTER  
BRONZE  
SEPIA  
JUNIPER  
PLUM  
BLACK

LEATHER AND SUEDE AVAILABLE FOR  
PENDANTS AND READING SCONCES ONLY