

A P P A R A T U S



TARNISHED SILVER

CYLINDER : SCONCE

REFERENCE

PROPORTION AND UTILITY
WALTER DE MARIA


COMPOSITION

FUNCTIONAL, DIRECTIONAL LIGHTING
MECHANICAL JOINT
PRIMARY OR SECONDARY LIGHT SOURCE

A P P A R A T U S




AGED BRASS



AGED BRASS

A P P A R A T U S

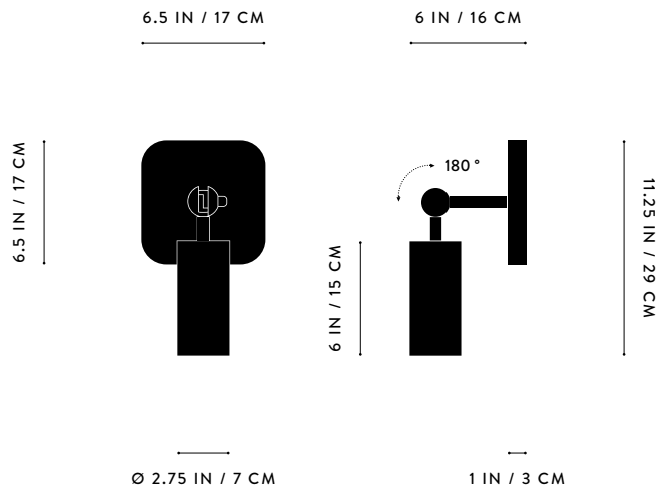


AGED BRASS



AGED BRASS

A P P A R A T U S




	CYLINDER : SCONCE
DIMENSIONS	11.25 H, 6.5 W, 6 D IN 29 H, 17 W, 15 D CM
WEIGHT	APPROX: 6 LBS / 3 KG
PRICE	FROM \$1950
VOLTAGE	120-240 UL / CE
CONTROL	INTEGRATED DIMMER INTEGRATED ON / OFF NO INTEGRATED CONTROL
LAMPING	120V : MAX 9W 240V : MAX 7W
BULB INCLUDED	7W DIMMABLE LED BULB 2000-3000K WARM DIM 120V : GU10 580 LUMENS 240V : GU10 600 LUMENS
BULB LIFE	30,000 HOURS
DEPOSIT	50% UPON ORDER
BALANCE	DUE PRIOR TO SHIPPING
LEAD TIME	PLEASE REFER TO WEBSITE

FINISHED AND ASSEMBLED BY HAND IN NY
DOMESTIC AND IMPORTED COMPONENTS

A P P A R A T U S




AGED BRASS




OIL-RUBBED BRONZE




BLACKENED BRASS




TARNISHED SILVER



LEATHER - CANE



LEATHER - SADDLE




LEATHER - TAUPE



LEATHER - BLACK



SUEDE - ICE




SUEDE - PEWTER



SUEDE - BRONZE



SUEDE - SEPIA



SUEDE - JUNIPER



SUEDE - PLUM



SUEDE - BLACK

METAL

LEATHER

SUEDE

CYLINDER

AGED BRASS [WAXED]
OIL-RUBBED BRONZE [WAXED]
BLACKENED BRASS [WAXED]
TARNISHED SILVER [LACQUERED] ADD 35%

CANE
SADDLE
TAUPE
BLACK

ICE
PEWTER
BRONZE
SEPIA
JUNIPER
PLUM
BLACK

LEATHER AND SUEDE AVAILABLE FOR
PENDANTS AND READING SCONCES ONLY